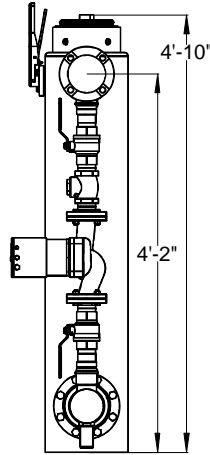
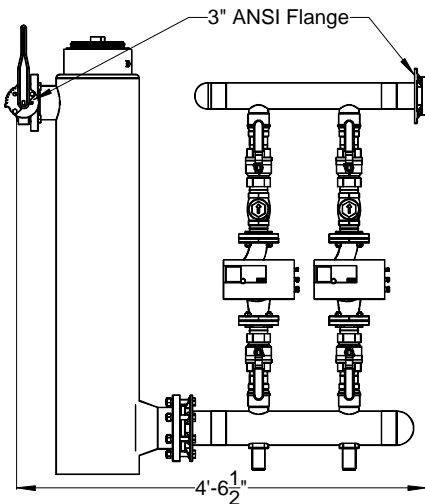
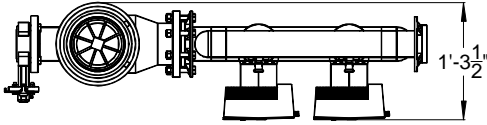


The GV20x2 is a nominal 40 ton, variable speed, non-pressurized flow center, designed for use in multiple heat pump geothermal applications. Our "X" series flow centers are best suited for applications requiring high flow rates, effectively doubling the flow of its Basic Series counterpart, the GV20. When properly installed the 20x2 is self-regulated, using the minimum power necessary for supplying the optimal flow rate to each running heat pump (regardless of size or proximity to flow center).

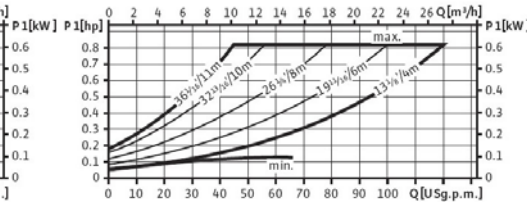
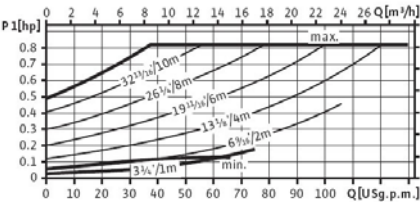
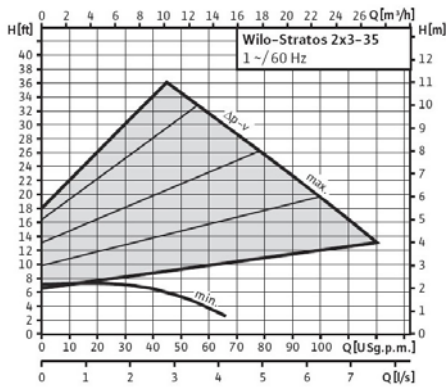
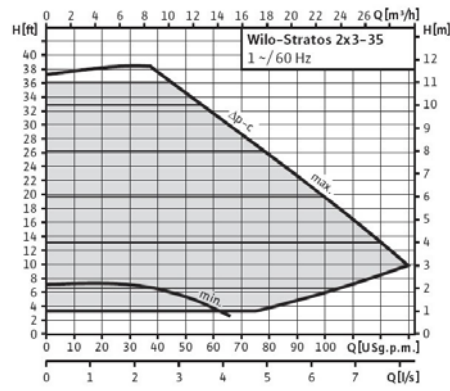


Features:

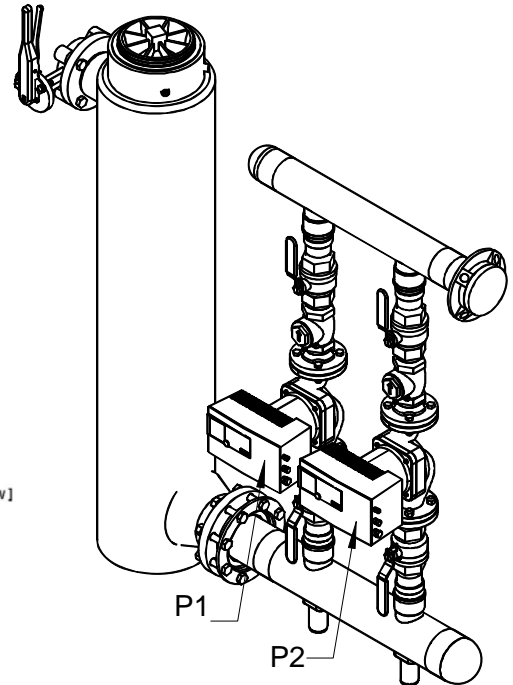
- Electronically Commutated Motor (ECM) Variable Speed Pump Technology
- Lowest Energy Consumption per Ton of Heat Pump Capacity
- Non-Pressurized Flow Center
- 15.4 Gal, Stainless Steel, Insulated Canister
- Air Separation Chamber
- 3" Lug Style Butterfly Valve on Inlet & 3" Flange Outlet Connections
- Removable Lid for Easy Fill & Maintenance
- 3 Year Limited Warranty
- Accessories
 - ⇒ GV Zone Monitor (GVZM), a cost-effective way to further reduce energy consumption when no heat pumps are running.
 - ⇒ GV Distribution Manifold (GVDM), a custom built distribution manifold that includes high performance zone valves.

Δp-c (constant)

Δp-v (variable)



* Pump Curves are for each pump P1 & P2. For flowcenter capacity double Q on graph.



P1 & P2			
Manufacturer	Wilo	Voltage/Phase/Freq	230/1/60
Model / Model #	Stratos / 2.0 x 3-35	Rated Power	500 W
Max Head / Volume Flow	36 Feet / 127.7 gpm	Speed	1400 - 4600 rpm
Max Working Pressure	145 PSI	Power Consumption	21 - 620 W
Nominal Connection Size	2"	Current	0.16 - 2.70 A
Impeller	Engineered Composite PPS	Motor Protection	Integrated
Shaft	Stainless Steel (X46 Cr13)	Bearing	Metal Impregnated Carbon
Pump Housing	Cataphoretic Coated, Cast Iron (EN-GJL 250)		