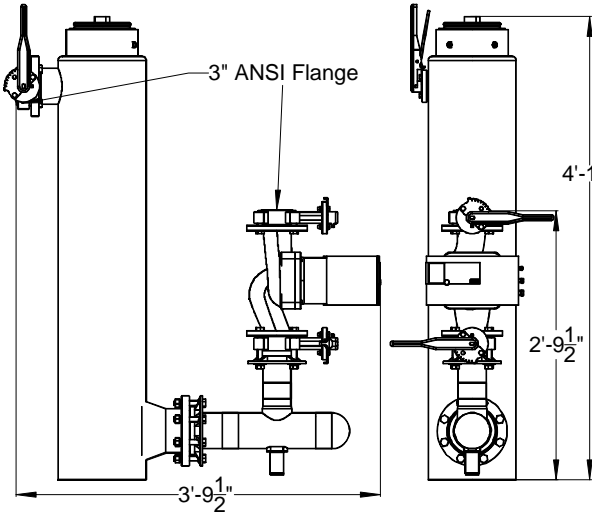


The GV30, is a nominal 30 ton, variable speed, non-pressurized flow center, designed for use in multiple heat pump geothermal applications. When properly installed, the GV30 is self-regulated, using the minimum power necessary for supplying the optimal flow rate to each running heat pump (regardless of size or proximity to flow center).

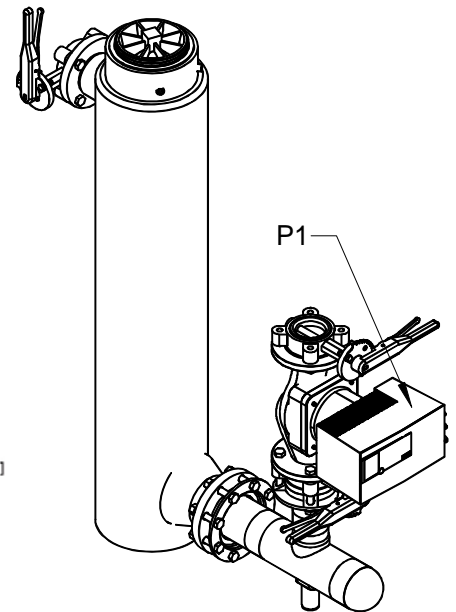
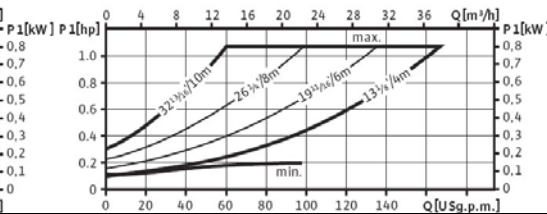
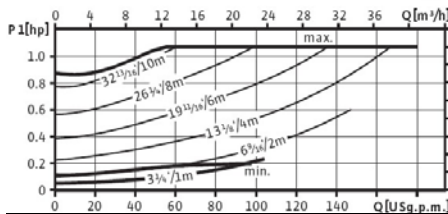
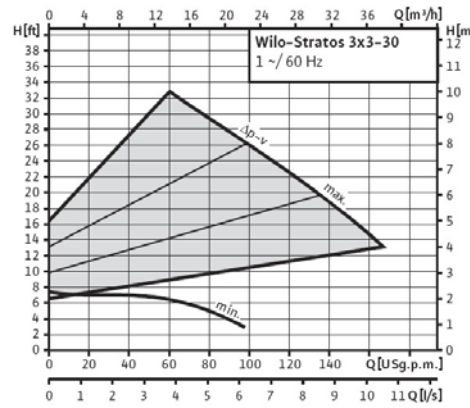
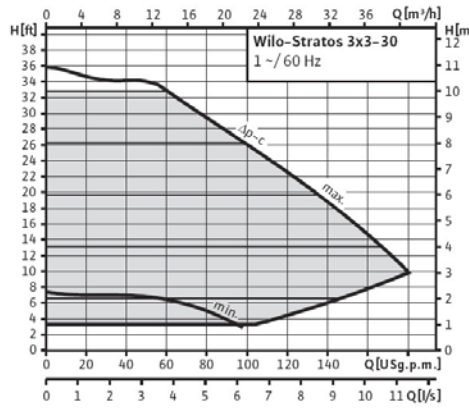
## Features:



- Electronically Commutated Motor (ECM) Variable Speed Pump Technology
- Lowest Energy Consumption per Ton of Heat Pump Capacity
- Non-Pressurized Flow Center
- 15.4 Gal, Stainless Steel, Insulated Canister
- Air Separation Chamber
- 3" ANSI Flange Inlet & Outlet Connections w/ Lug Style Butterfly Valve
- Removable Lid for Easy Fill & Maintenance
- 3 Year Limited Warranty
- Accessories
  - ⇒ GV Zone Monitor (GVZM), a cost-effective way to further reduce energy consumption when no heat pumps are running.
  - ⇒ GV Distribution Manifold (GVDM), a custom built distribution manifold that includes high performance zone valves.

$\Delta p-c$  (constant)

$\Delta p-v$  (variable)



P1			
Manufacturer	Wilo	Voltage/Phase/Freq	230/1/60
Model / Model #	Stratos / 3.0 x 3-30	Rated Power	650 W
Max Head / Volume Flow	36 Feet / 180.5 gpm	Speed	950 - 3300 rpm
Max Working Pressure	145 PSI	Power Consumption	38 - 800 W
Nominal Connection Size	3"	Current	0.28 - 3.50 A
Impeller	Engineered Composite PP	Motor Protection	Integrated
Shaft	Stainless Steel (X46 Cr13)	Bearing	Metal Impregnated Carbon
Pump Housing	Cataphoretic Coated, Cast Iron (EN-GJL 250)		